
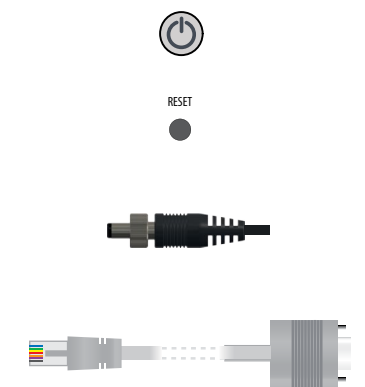


LANCOM R&S®UF-160 Quick Reference Guide



- ① **Power button**
Press the power button to start up the device
- ② **Reset button**
Press the reset button to perform a device restart.
- ③ **Power connector**
After connecting the power supply cable to the device, turn the screwcap clockwise to prevent the jack from accidental unplugging. Use only the supplied power adapter.
- ④ **Serial configuration interface RJ45 (CONSOLE)**
Maintenance interface for expert configuration
- ⑤ **USB 3.0 interfaces**
Interfaces for reinstallation of the device software



- ⑥ **TP Ethernet interface WAN 0**
Connect the WAN 0 TP Ethernet interface to further network components. This interface is recommended for Internet access. For information on initial commissioning, refer to the corresponding product supplement.
- ⑦ **TP Ethernet interfaces LAN 1 - LAN 3**
Connect the LAN 1 - LAN 3 TP Ethernet interfaces with the enclosed Ethernet cable to other networking components. For information on initial commissioning, refer to the corresponding product supplement

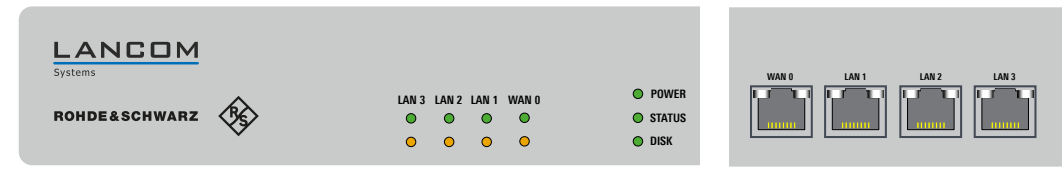


Please observe the following when setting up the device

- > The mains plug of the device must be freely accessible.
- > For devices to be operated on the desktop, please attach the adhesive rubber footpads.
- > Do not rest any objects on top of the device and do not stack multiple devices.
- > Keep all ventilation slots of the device clear of obstruction.

Before initial startup, please make sure to take notice of the information regarding the intended use in the enclosed installation guide!
Operate the device only with a professionally installed power supply at a nearby power socket that is freely accessible at all times.

MOUNTING AND CONNECTING THE DEVICE



① LEDs LAN 3 - WAN 0 - TP Ethernet

Upper LEDs - link speed

| | |
|---------------------|----------------------|
| Off | Link speed 10 Mbps |
| Orange, permanently | Link speed 1000 Mbps |
| Green, permanently | Link speed 100 Mbps |

Lower LEDs - link activity

| | |
|---------------------|---------------------------------|
| Off | No link detected |
| Orange, permanently | Link detected, no port activity |
| Orange, blinking | Link detected, port activity |

② LEDs POWER / DISK

| | |
|-------------|-----------------------------|
| POWER off | Device switched off |
| POWER green | Device ready and accessible |
| DISK off | no HDD detected |
| DISK green | HDD detected |

③ LEDs WAN 0 - LAN 3 - TP Ethernet (rear panel)

LEDs left - Link activity

| | |
|---------------------|---------------------------------|
| Off | No link detected |
| Orange, permanently | Link detected, no port activity |
| Orange, blinking | Link detected, port activity |

LEDs right - link speed

| | |
|---------------------|----------------------|
| Off | Link speed 10 Mbps |
| Orange, permanently | Link speed 1000 Mbps |
| Green, permanently | Link speed 100 Mbps |

| Hardware | |
|---|---|
| Power supply | 12 V DC, external power supply |
| Power consumption | 28 W max. |
| Environment | Temperature range 0–40 °C; humidity 5–90 %; non-condensing |
| Housing | Robust metal housing, network connectors on the front |
| Fan | 1 |
| Dimensions (mm) | 231 x 44 x 200 (W x H x D) |
| Interfaces | |
| ETH | 4x 10 / 100 / 1000 Mbps Gigabit Ethernet ports |
| USB | 2x USB 3.0 ports |
| Console | 1x RJ45 configuration interface |
| Declaration of conformity | |
| Hereby, LANCOM Systems GmbH Adenauerstrasse 20/B2 D-52146 Wuersele, declares that this device is in compliance with Directives 2014/30/EU, 2014/35/EU, and 2011/65/EU. The full text of the EU declaration of conformity is available at the following internet address: www.lancom-systems.com/ce/ | |
| Package content | |
| Documentation | Quick Reference Guide (DE/EN), Quick Install Guide (DE/EN), Service & Support Guide (DE/EN) |
| Accessories | 1 Ethernet cable, 1 power supply unit with IEC power cable, 1 set adhesive rubber pads |

LANCOM, LANCOM Systems, LCO, LANCommunity and Hyper Integration are registered trademarks. All other names or descriptions used may be trademarks or registered trademarks of their owners. This document contains statements relating to future products and their attributes. LANCOM Systems reserves the right to change these without notice. No liability for technical errors and/or omissions. 111950/09/20