

Release Notes

LMC Software Release 1.00.201.0

Table of contents

03	1. Preface
03	2. Important notes
04	3. New features, changes, and history
04	LANCOM Management Cloud 1.00.201.0 / 17.02.2026 → Authorization of role assignment via an identity provider
07	LANCOM Management Cloud 1.00.200.0 / 27.01.2026 → Cross-system monitoring via API for telemetry data
08	LANCOM Management Cloud 1.00.198/199.0 / 06.01.2026 → Full transparency in lifecycle management
09	LANCOM Management Cloud 1.00.197.0 / 25.11.2025
10	LANCOM Management Cloud 1.00.196.0 / 04.11.2025 → Device reboot in scheduled events
12	LANCOM Management Cloud 1.00.195.0 / 14.10.2025 → Dashboard update for targeted monitoring
13	LANCOM Management Cloud 1.00.194.0 / 23.09.2025 → Secure admin user management via an identity provider
14	LANCOM Management Cloud 1.00.193.0 / 02.09.2025 → Convenient event planning for enterprise environments
15	LANCOM Management Cloud 1.00.192.0 / 12.08.2025 → Lifecycle at a glance: EOL status in the device table
16	LANCOM Management Cloud 1.00.191.0 / 22.07.2025
17	LANCOM Management Cloud 1.00.190.0 / 01.07.2025 → Device configuration backup
19	LANCOM Management Cloud 1.00.189.0 / 20.05.2025 → User-bound API keys for easy integration of third-party applications



- 20 **LANCOM Management Cloud 1.00.188.0 / 20.05.2025**
 - Integration of LANCOM R&S®Unified Firewall licenses into your Service Provider License Agreement (SPLA)
- 21 **LANCOM Management Cloud 1.00.187.0 / 29.04.2025**
 - More transparency for scheduled events
- 22 **LANCOM Management Cloud 1.00.186.0 / 08.04.2025**
 - Update for Active Power Control:
 - Smart power management for LANCOM devices
- 24 **LANCOM Management Cloud 1.00.185.0 / 17.03.2025**
 - Increased efficiency through direct project navigation
- 25 **LANCOM Management Cloud 1.00.184.0 / 24.02.2025**
 - My dashboards:
 - A milestone for network monitoring and troubleshooting
- 27 **LANCOM Management Cloud 1.00.183.0 / 04.02.2025**
 - Features for more overview and more convenience
- 29 **LANCOM Management Cloud 1.00.182.0 / 13.01.2025**
 - Scheduled events in the LANCOM Management Cloud
- 31 **4. History of incompatible API changes**
- 32 **5. General advice**
 - Disclaimer

1. Preface

As an intelligent network management and monitoring system, the LANCOM Management Cloud automates and centralizes the entire network architecture in terms of its WAN, LAN, WLAN, and Security. Even complex networking scenarios with a large number of network components can be easily controlled, managed, and optimized with the LMC, saving valuable resources such as money and time.

The LMC Public Cloud is available at <https://cloud.lancom.de> and is regularly updated with new features and bug fixes.

This document describes the new features of the LMC Software Release 1.00.201.0, as well as the improvements since the previous version.

LANCOM Systems GmbH does not assume any warranty or liability for software not developed or produced by LANCOM Systems GmbH or distributed under the name of LANCOM Systems GmbH, in particular not for shareware and other third-party software.

2. Important notes

To ensure continued smooth operation with the LANCOM Management Cloud, LANCOM devices with an old firmware version must be updated to a newer version.

The following firmware versions are the minimum requirement:

- LCOS 10.12.0147 SU3
- LCOS FX 10.4
- LCOS LX 5.20 Rel
- LCOS SX 3.30.0417 RU3

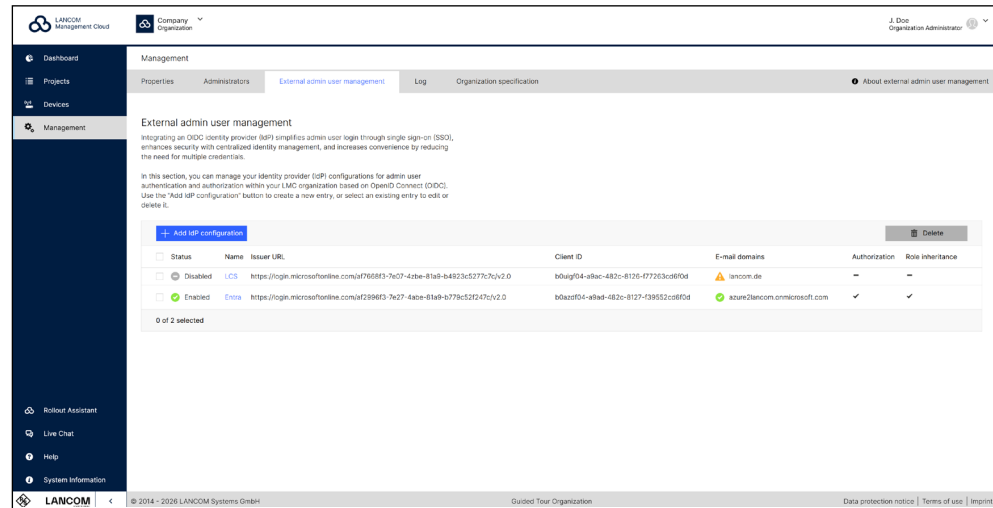
To use all the functions of the LANCOM Management Cloud, we recommend using the latest release version.

A list of the URLs and ports via which LANCOM devices communicate with the LANCOM Management Cloud can be found in [this Knowledge Base document](#).

3. New features, changes, and history

LANCOM Management Cloud 1.00.201.0 / 17.02.2026

Authorization of role assignment via an identity provider



In addition to direct login via your company's identity provider (IdP), role assignment in the LANCOM Management Cloud can now also be managed centrally via the IdP. This means that both authentication and authorization of access and usage rights are consolidated in a single central location. This increases security when onboarding and offboarding new administrators while significantly reducing administrative effort.

Improvements

- Wi-Fi 7 features can now be configured via the LMC Wi-Fi Smart Configuration.
- Signal strength and signal type have been added to the WWAN and hardware anomaly detection alerts.
- Additional Wi-Fi network configuration parameters have been added to the LMC Wi-Fi Smart Configuration. This reduces the need for additional add-ins to configure wireless networks.

Furthermore, UI clarity has been improved by grouping related content into tabbed sections.

The following additional parameter can now be configured in the LMC Wi-Fi Smart Configuration under 'Networks > Select network > Wi-Fi > Select Wi-Fi SSID > Client Management':

- Maximum amount of clients

The following additional parameters can now be configured in the LMC Wi-Fi Smart Configuration under 'Networks > *Select network* > Wi-Fi > *Select Wi-Fi SSID* > Transmission':

- Block Multicast
- Multicast to Unicast
- ARP Handling
- U-APSD
- DTIM Period
- RRM / 802.11k (Radio Resource Management)

→ Default settings and new parameters have been added to the LMC Wi-Fi Smart Configuration to speed up the setup of the Wi-Fi network.

Common settings are automatically added to the default settings so that administrators do not have to configure each option manually. These default settings can be modified at any time.

The following presets are now available under

'Networks > *Select network* > Wi-Fi > *Select SSID* > Overview > Presets':

- Wi-Fi 7 (strict)
- Wi-Fi 7 (802.1x)
- Standard (WPA3)
- Standard (802.1x)
- Legacy (WPA2/3)
- Open (unencrypted)

The following additional parameters can now be configured in the LMC Wi-Fi Smart Configuration under 'Networks > *Select network* > Wi-Fi > *Select Wi-Fi SSID* > Security':

- Encrypt Management Frames
- Beacon Protection
- Group Management Cipher
- WPA2/3 Session Keytypes

→ New metrics available via monitoring API

- Phone number
- SIM ID
- WWAN modem temperature
- Data volume (requires enabled budget in LCOS)

→ Notifications for 'inherited' administrators in projects are suppressed (Telekom only).

Bug fixes

- Automatic merging of shadow configurations now works.
- (W)WAN monitoring issues have been resolved.
- The info window for external user management no longer remains on the screen.
- An incorrect time span when closing a notification has been fixed.

LANCOM Management Cloud 1.00.200.0 / 27.01.2026**Cross-system monitoring via API for telemetry data**

A new interface provides programmatic access to all telemetry data collected by the LANCOM Management Cloud. This enables you to flexibly integrate the desired values into external observability and monitoring systems, allowing for centralized monitoring across system boundaries. With targeted queries and access to up to 30 days of historical data, you can identify trends early, accelerate error analysis, and gain a transparent view of your network infrastructure's status.

This technology also serves as the foundation for upcoming native enhancements, such as expanded metrics in "My dashboards" and improved troubleshooting capabilities.

This [OpenAPI documentation](#) and [Knowledge Base document](#) help you integrate the interface quickly and easily.

Improvements

- Implementation of additional WWAN & hardware anomaly detection alerts

Bug fixes

- Any combination of upper and lower case letters is now permitted for LTA user names; a case sensitivity error has been fixed.
- Issues accessing 2FA projects after introducing the option to also allow IdP-managed users in 2FA-restricted accounts have been resolved.
- When switching between device configurations, the correct variable page is now reloaded.
- LMC WWAN monitoring only displays WWAN-related messages.
- Problems with processing 'wlan-neighbor/dhcp-lease processing' during direct insertions have been fixed.
- Batch processing of 'ControlActionResult' now also processes Kafka messages.
- Missing dashboard data has been corrected.
- The equality of the metric hub parameters has been corrected.
- The logging service now also works with large accounts.
- A problem with the device list user interface on mobile devices has been fixed.

LANCOM Management Cloud 1.00.198/199.0 / 06.01.2026

Full transparency in lifecycle management

Dear administrator,

the lifecycle status of one or more models in a project has recently changed:

Project: LMC Project A ([SCP-PRJ-0004-266-18](#))

The following models in your project are affected:

- **LANCOM LN-630acn dual Wireless**
 - EOL date: 2026-04-01
 - Remaining lifetime: less than 3 months
 - Number of affected devices: 6

Please ensure timely planning for replacement or migration to supported models in order to maintain continuous support, security, and operational stability.

Further details can be found in the [Lifecycle Documentation](#). You may contact sales partner or sales@lancom.de directly for replacement devices.

Your LANCOM Team

Sehr geehrter Administrator,

der Lifecycle-Status eines oder mehrerer Modelle in Ihrem Projekt hat sich kürzlich geändert:

Projekt: LMC Project A ([SCP-PRJ-0004-266-18](#))

Die folgenden Modelle in Ihrem Projekt sind betroffen:

- **LANCOM LN-630acn dual Wireless**
 - EOL-Datum: 2026-04-01
 - Verbleibende Zeit: weniger als 3 Monate
 - Anzahl betroffener Geräte: 6

Bitte planen Sie rechtzeitig einen Austausch oder eine Migration auf unterstützte Modelle, um durchgehenden Support, Sicherheit und einen stabilen Betrieb sicherzustellen.

Weitere Informationen finden Sie in der [Lifecycle-Dokumentation](#). Sie können sich für Ersatzgeräte auch direkt an Ihren Vertriebspartner bzw. sales@lancom.de wenden.

Ihr LANCOM Team

Example LMC lifecycle notification

Enhancements to lifecycle management in the LANCOM Management Cloud now provide full transparency throughout the entire device lifecycle. Detect at an early stage when a device has reached, or is about to reach, its “End of Life” (EOL) status. Three months before expiration, the EOL status is clearly highlighted in the device list. An initial automated email notification is sent twelve months in advance, enabling reliable and timely planning for modernization.

In addition, lifecycle information is available as a new widget in the “Security & Compliance dashboard” and can also be flexibly integrated into “My dashboards”.

Improvements

- Project admins can allow IdP-managed users to enter 2FA restricted projects.
- Support for Unified Firewall containers with SPLA licenses
(requires firmware version LCOS FX 11.2 Rel)
- Improved lifecycle status display in the device list when hovering over the device name

Bug fixes

- Introduction of case-insensitive LTA user login, so that duplicates such as test@example.com and TEST@example.com are no longer permitted as two different users.

LANCOM Management Cloud 1.00.197.0 / 25.11.2025**Improvements**

- It is now visible when add-in instructions are skipped during configuration creation. When this happens a warning is created in the device log and the project log.

Bug fixes

- DPS graph refreshes every 10 minutes
- A scheduled firmware update does not offer the 'no update' option.
- LTA IdP automatic sync was not started every night.

LANCOM Management Cloud 1.00.196.0 / 04.11.2025

Device reboot in scheduled events

The screenshot shows the LANCOM Management Cloud interface. The main table displays a list of devices with columns for Status, Name, Model, Serial Number, Site, IP Address, and Configuration. The 'Scheduling' sidebar on the right contains a list of actions, including 'Schedule device reboot'.

Status	Name	Model	Serial Number	Site	IP Address	Configuration
Online	Wuersele-AP_E1.04	LX-7500	9007594169521143	Wuersele	172.275.197.210	Up to date
Online	Hamburg-AP2	LX-6402	400639276101843	Hamburg	10.0.4.226	Up to date
Online	Wuersele-GW	1793VA	4000067594001021	Wuersele	192.168.14.39	Up to date
Online	Hamburg-AP3	LX-600	4005760937100244	Hamburg	10.0.4.198	Up to date
Online	Wuersele-AP_E2.01	LX-7500	9007594169511142	Wuersele	172.109.35.244	Up to date
Online	Wuersele-AP_E2.02	LX-7500	9007594169481039	Wuersele	172.7712.4176	Up to date
Online	Vienna-AP1	LX-6500	9007594187695712	Vienna	172.120.240.173	Up to date
Online	Vienna-AP2	LX-6500	9007594187725715	Vienna	172.178.87182	Up to date
Online	Sec-cld-fw01	vFirewall-L	406250169375	Berlin-Sec-Data-Center	212.117.89.21	Up to date
Online	Wuersele-GW-Stack	2 XS-5116QF	4006150020100025	Wuersele	10.0.1.244	Up to date
Online	Hamburg-AP1	LX-6402	4005645216100198	Hamburg	10.0.4.82	Up to date
Online	Barcelona-AP1	LX-6500	9007594187685711	Barcelona	172.94.220.25	Up to date
Online	Karlsruhe-AP1	LX-6500	9007594187705713	Karlsruhe	172.109.205.150	Up to date
Online	Barcelona-GW	1793VAW	4005967118100010	Barcelona	172.16.254.91	Up to date
Online	Wuersele-AP_E2.03	LX-7500	9007594169491040	Wuersele	172.148.230.51	Up to date

In addition to configuration rollouts and firmware updates, you can now also schedule the reboot of selected devices in advance via the LMC – ideal, for example, if this is to take place outside of working hours. The process runs automatically, without any intervention from an administrator. To schedule a device reboot, select the desired components in the table within the “Devices” menu and choose the appropriate action from the three-dot menu in the “Scheduling” section. Under “Scheduled events” in the device table, you can keep track of all upcoming and completed processes, including their status.

Improvements

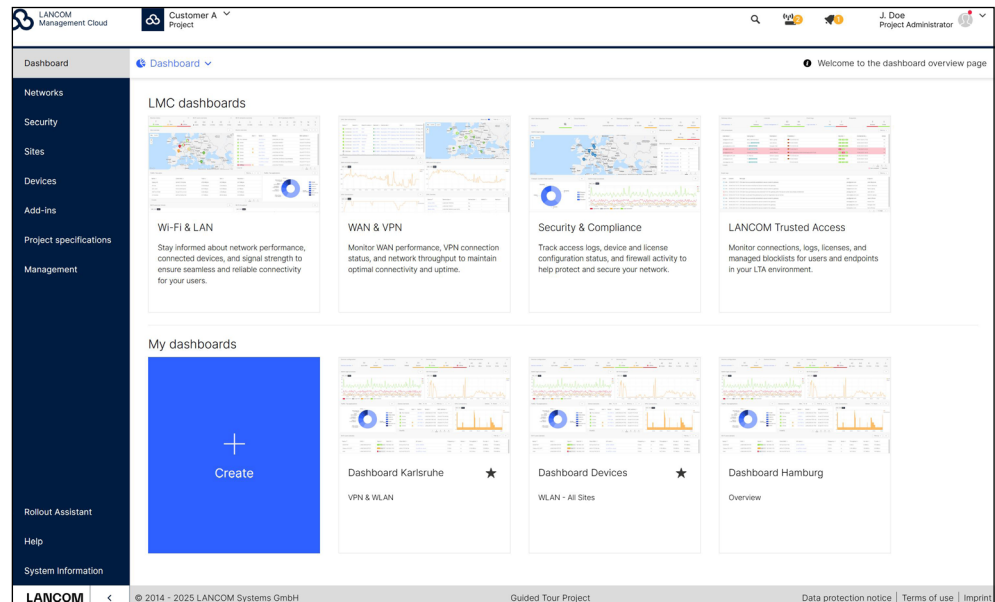
- The lifecycle entry data for your devices is now displayed in the device table and in the device overview.
- Introduction of a new, filterable status ‘EOL approaching’, which is displayed 12 months before EOL, as well as a new lifecycle widget in ‘My Dashboards’.
- A new lifecycle icon will appear in the device table 3 months before EOL.

Bug fixes

- A problem with the full-screen floor plan view has been fixed.
- A problem with the visual representation of floor plans on small displays has been fixed.
- Bug fixes in the dynamic dashboard after launch
- LMC-wide persistence for sorting functions and table sizes
- Requesting multiple configuration rollouts in the LMC while a device is offline no longer results in multiple rollouts. Instead, only the last request is rolled out.
- When anomaly detection alerts are disabled, alerts are no longer displayed in the device overview.

LANCOM Management Cloud 1.00.195.0 / 14.10.2025

Dashboard update for targeted monitoring



With the latest LMC update, your network monitoring is now even clearer and more flexible. The classic “LMC dashboards” and “My dashboards” are now based on the same framework and offer a unified set of tools for optimized monitoring. While “LMC dashboards” are customizable templates that help you get started quickly, “My dashboards” allow you to create personalized views and focus on the parameters that matter most to you. The enhanced overview page serves as your central hub: here, you can create, edit, and prioritize dashboards, mark favorites, and access everything with a single click.

For more information, refer to the LMC help section and the [tech paper](#).

Improvements

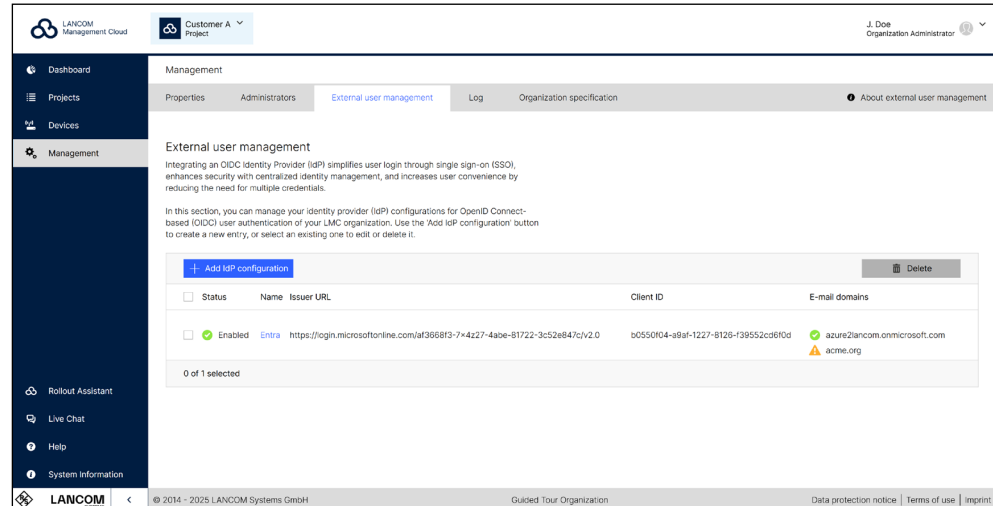
- Improved navigation: Administrators can now switch move from the device overview to the floor plan and back.
- Config Journal - UI Integration

Bug fixes

- Fixed an issue with JSON variables during CSV site import.
- Fixed an issue that prevented alert details from opening in the device list.
- Fixed an issue where alerts in the device table displayed an endless spinner.

LANCOM Management Cloud 1.00.194.0 / 23.09.2025

Secure admin user management via an identity provider



LMC now supports direct login through your company's identity provider (IdP). After entering their e-mail address in LMC, admin users are automatically redirected to the IdP and authenticated there as part of the existing single sign-on process – without having to re-enter a password in the LMC. This enables all admin user accounts to be managed centrally within a unified identity management system. It also makes onboarding and offboarding new LMC administrators more secure while significantly reducing operational effort. At the same time, it strengthens your company's long-term security and ensures compliance with key access control regulations, such as required for meeting some of the NIS 2 regulations on network and information security.

The IdP can be configured in LMC via the "Management" menu under the "External admin user management" tab.

Improvements

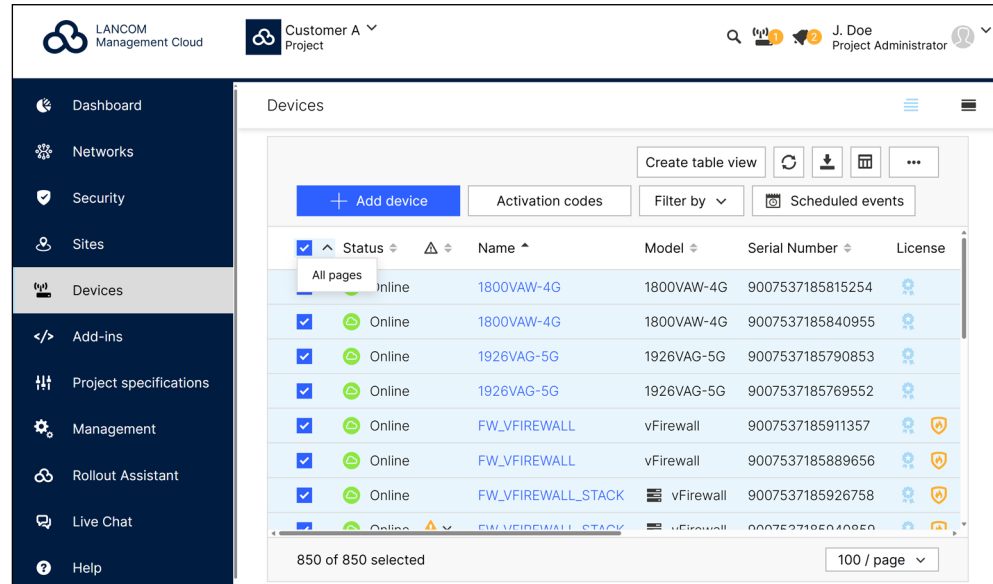
- WeTransfer has been added to the LMC-based application list.
- Uplink auto and uplink trunk ports are now identified by different symbols.
- macOS 26 has been added to LTA endpoint security.

Bug fixes

- The automatic completion feature when manually creating new networks at a location has been corrected.
- The selection of device functions is no longer available for core switches.
- Improved platform security by updating a library used to create PDF files.

LANCOM Management Cloud 1.00.193.0 / 02.09.2025

Convenient event planning for enterprise environments



Especially in large-scale installations with hundreds or even thousands of devices, you can now save valuable time and significantly reduce the administrative effort involved in event planning. Thanks to the new “All pages” selection option in the device table, you can select all devices across all pages with just one click. Then, using the three-dot menu under “Schedules,” you can easily carry out planned configuration rollouts or firmware updates for your entire device inventory.

Improvements

- The start date for licenses in the SPLA license CSV report has been changed to the date of initial licensing (available in the October report).
- The name of a device can now be specified in the ‘Claiming’ dialog box.
- Improved user feedback for validation errors when changing device names
- New wireless WAN widget in the device overview
- Audit log privacy mode only for inherited administrators
- The device transfer dialog is now searchable.
- User interface improvements for scroll bars on small devices (mobile phones)

Bug fixes

- Several minor issues in the ‘Floor Plans’ section of the website have been fixed.
- Irish postal codes for project addresses are now permitted.

LANCOM Management Cloud 1.00.192.0 / 12.08.2025

Lifecycle at a glance: EOL status in the device table

<div> + Add device Activation codes Filter by ▾ Scheduled events </div>						
Type: Switch X						
<input type="checkbox"/> Status	Name	Model	Serial Number	License	Site	
<input type="checkbox"/> Online	GS-4554XP	2 GS-4530XP	4006168920000019		Würselen-Switch-Stacking	
<input type="checkbox"/> Preconfigured	SW01	GS-3652XUP				
<input type="checkbox"/> Online	Switch Athen	GS-2310P	4003708420000207		Athen	
<input type="checkbox"/> Online	Switch Berlin	GS-2310P	4003376020000083		Berlin	
<input type="checkbox"/> Online	Switch Dublin	GS-2310P	4004058420000222		Dublin	

Five years after official discontinuation, a device reaches EOL (end of life) status and, among other things, the entitlement to further firmware updates or support services ends. You can now see at a glance whether an EOL device and thus a potential security risk is in use in your LMC project: In the device table, a red icon appears next to the model name of EOL devices in the "Model" column. In addition, the lifecycle status ("Available", "End of Sale", or "End of Life") is displayed in the device detail view.

Improvements

→ Security improvements for API usage

- To reduce potential security risks, especially with regard to accessing or storing log data, the authentication token is now forced to be included in the authorization header as a bearer token instead of being sent as a query parameter.
- API keys with comprehensive rights are now given a validity date of no more than one year.

→ Optimization of the input focus behavior in forms.

Bug fixes

→ The behavior of the scrollbar in administrator tables has been corrected.

→ Elimination of inconsistencies between warnings and device table.

→ WiFi4EU: The appearance on small displays has been corrected.

LANCOM Management Cloud 1.00.191.0 / 22.07.2025**Improvements**

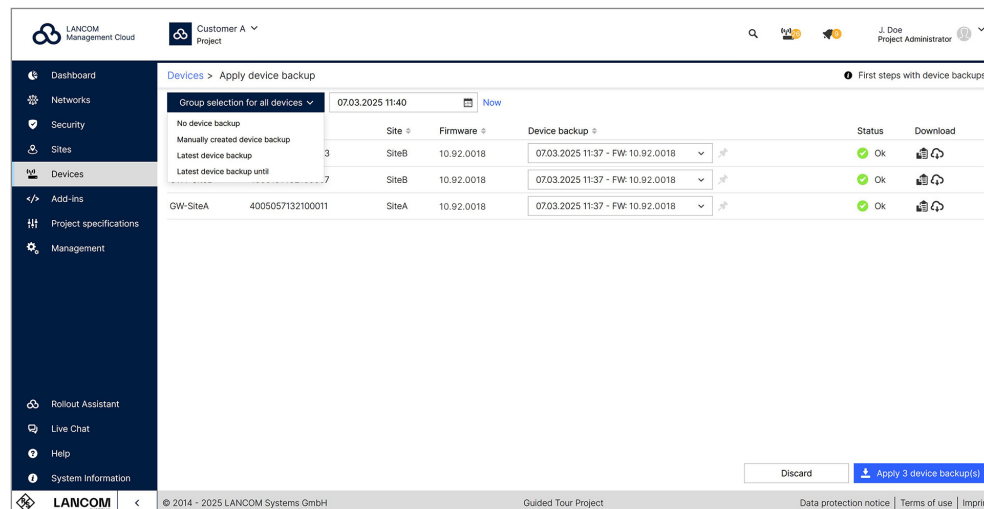
- If a device is at the end of its lifecycle status, this is displayed in the device overview.
- API keys can now be created at organization level (supports inheritance).
- The option for unlimited API keys for cross-account keys has been removed for security reasons (these API keys are now valid for a maximum of 1 year).

Bug fixes

- A problem with licensing of Unified Firewalls in SPLA has been solved.
- A problem with licensing LTA users has been solved.
- A problem with the configuration of Internet access when using LTA Full Tunnel has been solved.

LANCOM Management Cloud 1.00.190.0 / 01.07.2025

Device configuration backup



Despite careful planning and technical support, configuration errors can never be completely ruled out and may lead to network disruptions. To quickly respond to such errors, the LMC now offers a backup and restore function for device configurations. This allows users to swiftly reset to a stable state, gaining valuable time for root cause analysis. By making precise comparisons between configuration versions, errors can be efficiently identified and corrected before rolling out the revised configuration to the device again.

Further details and instructions for use can be found in this [tech paper](#).

Authentication Notice: Removal of Basic Auth from API Documentation

As part of our ongoing efforts to enhance security and maintain high quality standards, the Basic Authentication method has been removed from our API documentation.

Please note: Technical support for Basic Auth will remain available until June 30, 2026, to allow for a smooth transition of existing integrations.

We strongly recommend switching to the officially supported, user-bound API keys, which offer a more secure and flexible way to authenticate.

If you have any questions regarding the use of API keys, please read our [Knowledge Base](#) article.

Improvements

- The scrolling behavior of the location and administrator tables has been improved
- API keys can now optionally be given an expiration date

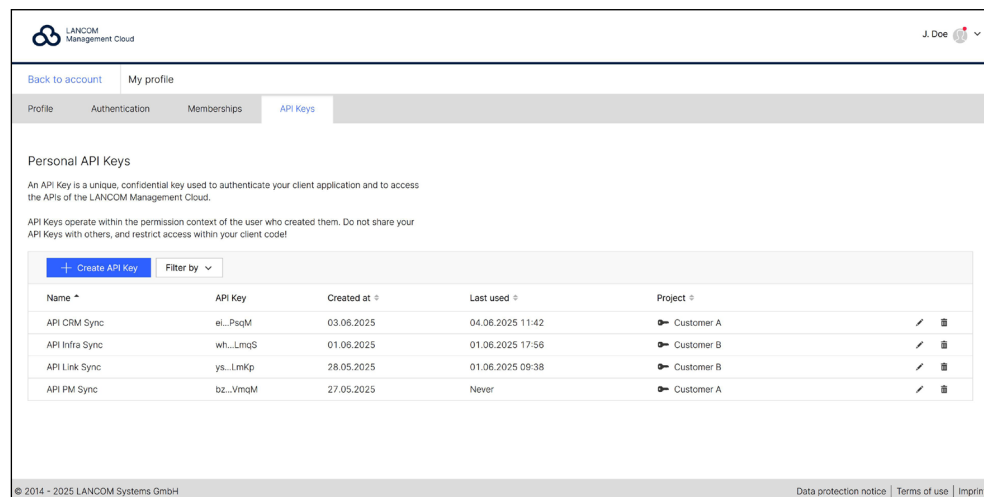
Please note: All keys already created have been assigned an initial expiration date of one year from the date of creation.

Bug fixes

- L7 app detection is now being activated on LAN and Wi-Fi interfaces of Wi-Fi routers, if the app detection shall take place on the router
- Switch templates on network level are now available for 12-port switch types
- JSON variables used in Add-ins now also support to access data through numeric indices

LANCOM Management Cloud 1.00.189.0 / 20.05.2025

User-bound API keys for easy integration of third-party applications



The screenshot shows the LANCOM Management Cloud interface. At the top, there's a header with the LANCOM logo and the user's name 'J. Doe'. Below the header, there's a navigation bar with tabs: 'Back to account', 'My profile', 'Profile', 'Authentication', 'Memberships', and 'API Keys'. The 'API Keys' tab is selected. The main content area is titled 'Personal API Keys' and includes a brief explanation of API keys. Below this, there's a table listing the user's API keys. The table has columns for Name, API Key, Created at, Last used, and Project. There are also links to create a new API key and filter the list.

Name	API Key	Created at	Last used	Project
API CRM Sync	ei...PsgM	03.08.2025	04.08.2025 11:42	Customer A
API Infra Sync	wh...LmqS	01.06.2025	01.06.2025 17:56	Customer B
API Link Sync	ys...Lmkp	28.05.2025	01.06.2025 09:38	Customer B
API PM Sync	bz...VmqM	27.05.2025	Never	Customer A

You can now create user-specific API keys directly under “My profile > API Keys”. These enable secure and flexible integration of third-party applications – without complex authentication procedures or additional configuration. The API keys operate within the access rights context of your user account, allowing all accesses and actions to be distinctly attributed to you. You decide whether access is project-related or cross-project. You gain more security and control through clear management of recent usage and transparent visibility in project and device logs.

Improvements

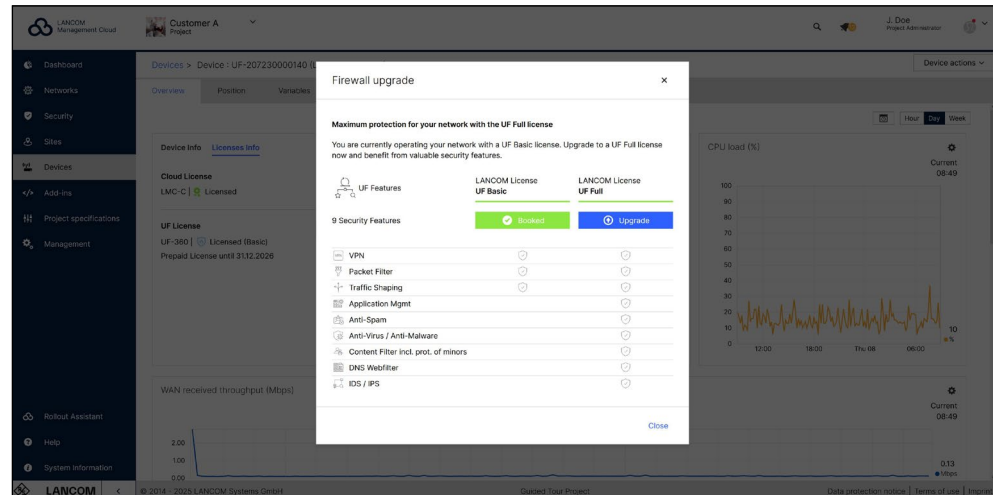
- Support for LCOS 10.92 including the transition of filter categories from the LANCOM Content Filter Option to the LANCOM Security Essentials Option. An overview of the updated categories can be found [here](#).
- The individual port settings in the switches' device overview now support the configuration of the PoE operation mode.

Bug fixes

- The Organization Administrator can change an inherited role of a project member to 'Project Administrator'.
- DNS domains created from SmartConfig information no longer contain ' _'.

LANCOM Management Cloud 1.00.188.0 / 20.05.2025

Integration of LANCOM R&S®Unified Firewall licenses into your Service Provider License Agreement (SPLA)



Effective immediately, LANCOM R&S®Unified Firewall licenses can be billed monthly under your SPLA agreement, in addition to LMC licenses. This offers a simple and flexible way to manage licensing and costs – ideal for larger installations or tailored customer projects.

Activation takes place directly in the LANCOM Management Cloud, under the “License Info” tab of the respective device. There, the functionality of the Unified Firewall can be flexibly adjusted at any time by switching between license types (Basic or Full License). You can now also change the vFirewall variant as required (from S to XL).

Note: The monthly billing model requires a current SPLA contract with LANCOM Systems. Please contact your LANCOM sales team for further information.

Improvements

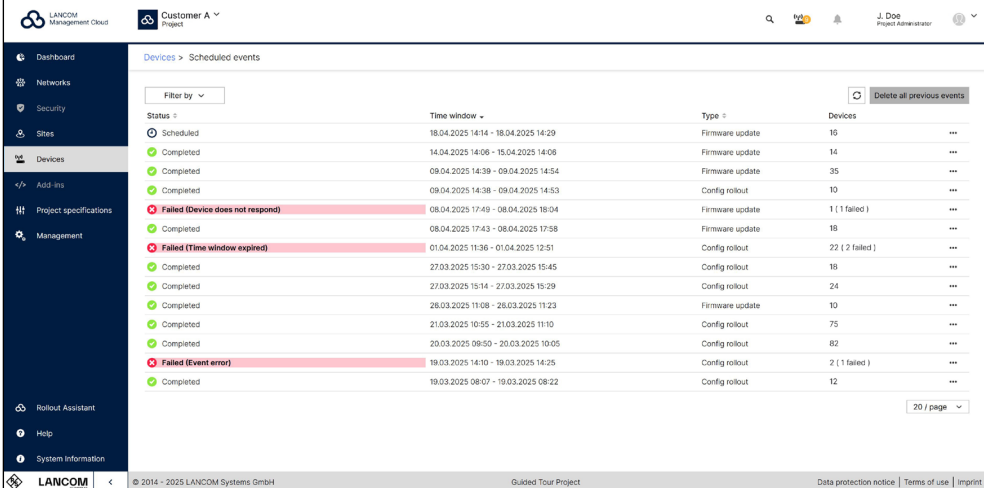
- Unused connection targets are not rolled out to Unified Firewalls as ‘Desktop Objects’ anymore.
- Header and footer of the device table are now permanently displayed when scrolling.

Bug fixes

- A problem with the automatic email delivery of the details report has been solved.

LANCOM Management Cloud 1.00.187.0 / 29.04.2025

More transparency for scheduled events



Status	Time window	Type	Devices
Scheduled	18.04.2025 14:14 - 18.04.2025 14:29	Firmware update	15
Completed	14.04.2025 14:06 - 15.04.2025 14:08	Firmware update	14
Completed	09.04.2025 14:39 - 09.04.2025 14:54	Firmware update	35
Completed	09.04.2025 14:38 - 09.04.2025 14:53	Config rollout	10
Failed (Device does not respond)	08.04.2025 17:49 - 08.04.2025 18:04	Firmware update	1 (1 failed)
Completed	08.04.2025 17:43 - 08.04.2025 17:58	Firmware update	18
Failed (Time window expired)	01.04.2025 19:36 - 01.04.2025 12:51	Config rollout	22 (2 failed)
Completed	27.03.2025 15:30 - 27.03.2025 15:45	Config rollout	18
Completed	27.03.2025 15:14 - 27.03.2025 15:29	Config rollout	24
Completed	26.03.2025 11:08 - 26.03.2025 11:23	Firmware update	10
Completed	21.03.2025 10:55 - 21.03.2025 11:10	Config rollout	75
Completed	20.03.2025 09:50 - 20.03.2025 10:05	Config rollout	82
Failed (Event error)	19.03.2025 14:10 - 19.03.2025 14:25	Config rollout	2 (1 failed)
Completed	19.03.2025 08:07 - 19.03.2025 08:22	Config rollout	12

The new update makes your scheduled events even more transparent: planned configuration rollouts and firmware updates can now be filtered, managed, and optimized more precisely. An enhanced overview with additional details, along with a new, detailed results page for your planned events, gives you a comprehensive view of the status of each individual process and also simplifies error analysis and troubleshooting.

You can also learn more about the detailed “scheduled events” process in our [tech paper](#).

Improvements

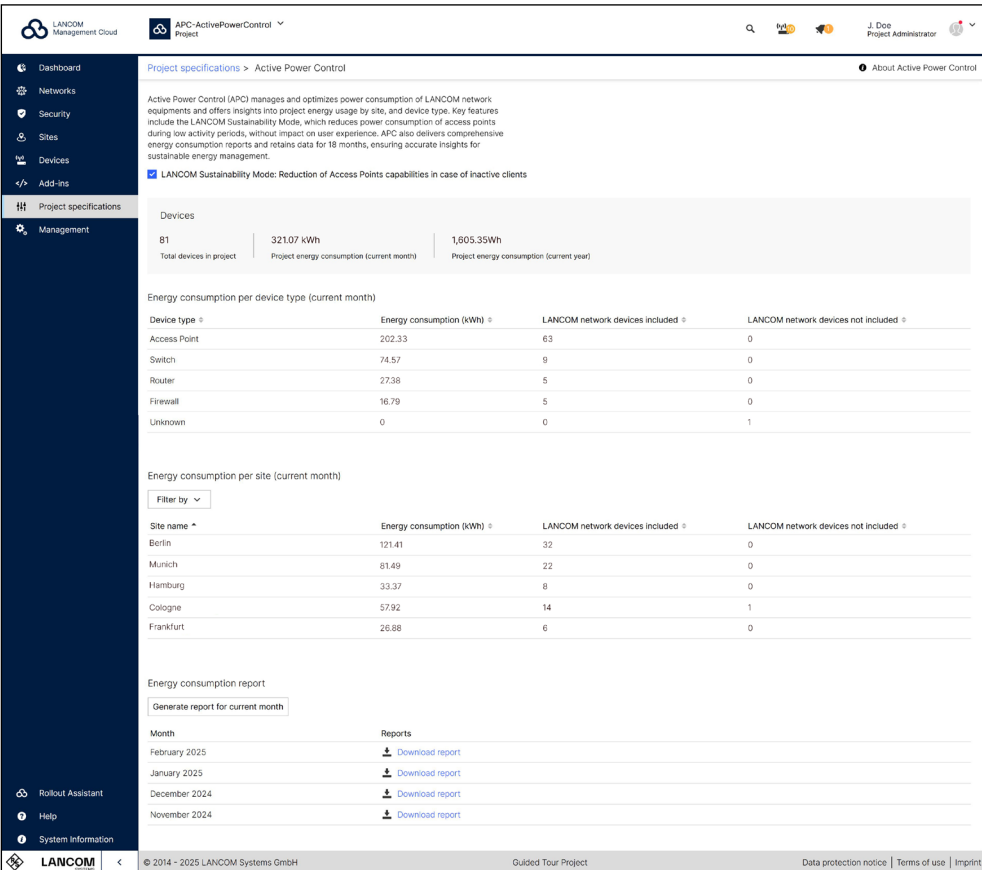
- Added Irish/Gaeilge language for hotspot networks
- The configuration of the automatic firmware updater is now available for switches with LCOS SX 4.30.
- Variables for Add-ins can now be defined with type JSON to provide complex data into the JavaScript of the Add-ins.

Bug fixes

- The WAN anomaly icon did not correctly disappear after the alert was closed.
- Corrected the deletion process of variables.
- Changes in Add-ins assigned to networks will not affect devices which are not assigned to the same network.

LANCOM Management Cloud 1.00.186.0 / 08.04.2025

Update for Active Power Control:
Smart power management for LANCOM devices



Active Power Control (APC) is an intelligent solution for sustainable network management. It offers a transparent view of the power consumption of LANCOM devices — broken down by project, location, or device type — and reveals energy-saving potential through the already integrated “LANCOM Sustainability Mode”. The latest update expands the reporting capabilities and now provides new monthly and annual views of key energy consumption metrics, as well as detailed consumption reports in Excel format. Based on consumption data, device analyses, and clear visuals, APC helps you identify trends and uncover optimization potential.

A full overview of APC features is available in the corresponding [tech paper](#) or directly in the LMC information area under > Project specifications > Active Power Control.



Improvements

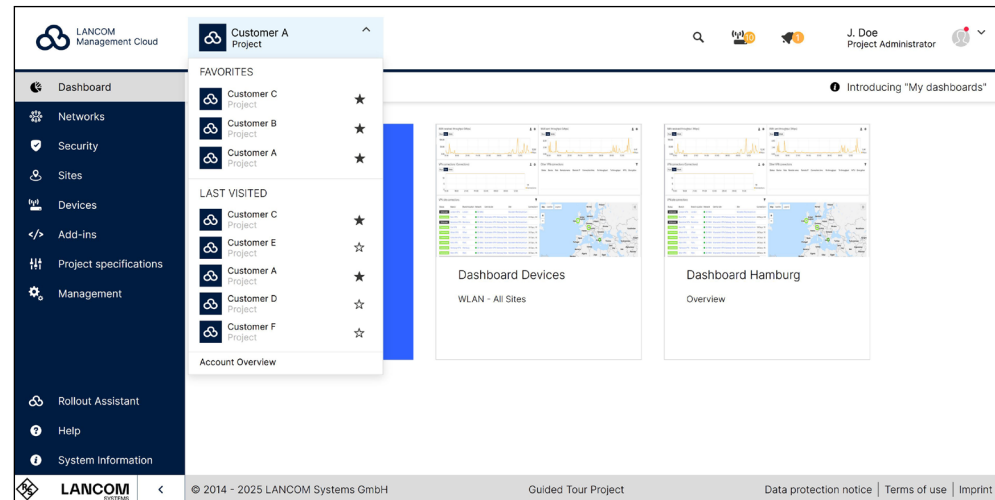
- The display of the status of the Unified Firewall stack during synchronization has been optimized.
- Improved views and help texts

Bug fixes

- The LMC now deactivates the 6 GHz band for access points that are operated in outdoor mode.
- Reduced log messages when a configuration with LAGs is carried out for a switch.
- Custom applications based on the DPS protocol do not create configuration objects that are not accepted by an LCOS device.
- A problem with the display of project favorites after a name change has been fixed.

LANCOM Management Cloud 1.00.185.0 / 17.03.2025

Increased efficiency through direct project navigation



Administrators managing multiple projects within their organization can now benefit from direct and seamless access to up to five favorite projects. These projects can be easily marked as favorites in the “account overview” or the account selection menu and remain accessible from there. The optimized navigation enables quick project switching, making daily workflows even more efficient.

Improvements

- Improved error and status messages and a better overview on the ‘scheduled events’ page
- Support for reduced animations on the main page of the user interface
- It is now possible to use DynDNS domains with LTA.

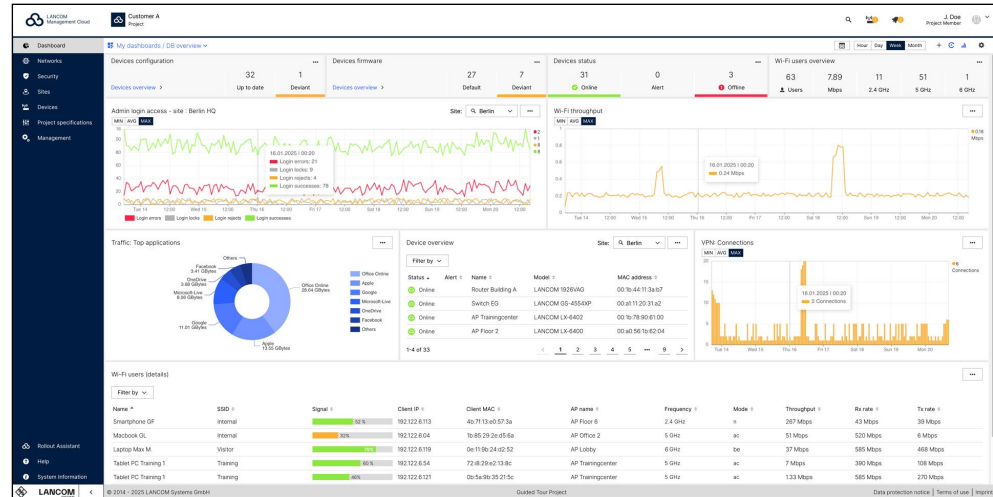
Bug fixes

- If activated, 2-factor authentication is now also used for account deletion.
- Existing masquerading settings are used in the routing table.
- Several problems with the ‘Site overview’ widget have been fixed.

LANCOM Management Cloud 1.00.184.0 / 24.02.2025

My dashboards:

A milestone for network monitoring and troubleshooting



With “My dashboards”, you can design your monitoring according to your personal requirements. Customizable dashboards and practical monitoring tools allow you to keep an eye on network events, identify errors faster, and optimize workflows – for maximum productivity.

Individual dashboards: Create up to 11 custom dashboards per project, with flexible layouts, widgets, and filters for a personalized monitoring.

Efficient troubleshooting: The improved filter system enables you to perform targeted analyses at device or location level and hides information that is not required. New, time-synchronized diagram tooltips allow you to correlate events at a glance.

In-depth analysis: Quickly selectable data values (minimum, average, maximum), customizable time intervals, and extended data storage (up to one month) help you make precise and well-founded decisions.

Optimized visualization: Add widgets and customize metrics, visualization types, filters, sizes, and positions according to your needs. Alternative chart types and dynamic layout adjustments enhance clarity, making complex data easier to interpret.

Risk-free testing: “My dashboards” are only visible to you. Take advantage of the opportunity to try out new configurations without affecting your colleagues’ workflows.

Of course, the regular dashboards remain available and can still be used as usual.

You can find a detailed overview of your options and instructions for creating your personal dashboards directly in the LMC, in the dashboard’s information area, as well as in this [techpaper](#).

Improvements

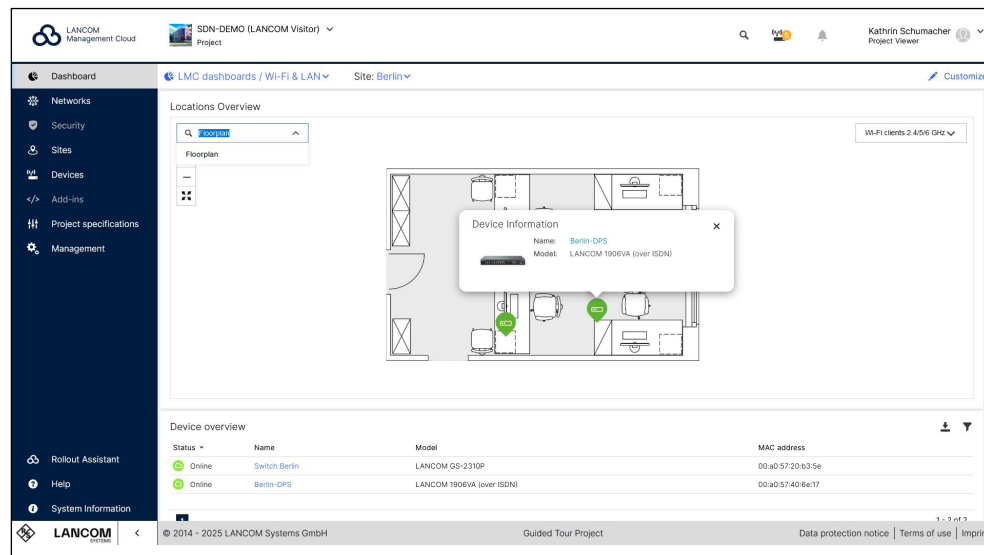
- Support for reduced animations in the help slider depending on the OS setting.
- Administrators can now use the system variable ROLLOUT_ENABLED to temporarily disable the rollout for specific devices or locations.

Bug fixes

- The handling of fields with hashed passwords in the detailed configuration of switches has been corrected.
- BPjM content filter rules are now supported for devices with LCOS FX-I.
- A problem with switching sites in the ‘Site overview’ widget has been fixed.
- Fixed an issue where the drop-down menu for swapping floor plans did not respond when maximized.

LANCOM Management Cloud 1.00.183.0 / 04.02.2025

Features for more overview and more convenience



In addition to developing new features, we continuously work on optimizing user-friendliness to make workflows more efficient and intuitive. Two recently implemented improvements are:

→ Optimized use of floor plans:

In the “Location Overview” dashboard widget as well as under “Locations” → “Floor plans”, you can now use full-text search to quickly find the desired floor plan for a selected location. The new full-screen view option gives you an improved overview—especially for highly detailed floor plans. The devices marked on the floor plan are now linked, so you can see the device details in the device view with just one click.

→ Improvements in browser history and tab management:

The new, descriptive tab names improve clarity and also make it easier to navigate your browser history. Furthermore, individual locations and projects can now be opened in separate tabs (e.g., via the “Locations” menu: right-click on the desired location → “Open in new tab”). Ideal if you want to keep an eye on multiple networks at the same time.

Do you have any further suggestions for improving the user-friendliness of the LANCOM Management Cloud? Feel free to let us know!

Improvements

- When filling in form fields, error messages regarding unfulfilled input requirements are no longer displayed immediately.

Bug fixes

- Fixed a display error in the organization dashboard when more than 20 projects were listed.
- The member list is now loaded correctly regardless of the number of users.
- After starting and ending an ACR 2.0 scan, the ARC 2.0 device page now displays the correct text for an offline device.
- The error message "Not accepted" after updating a LANCOM GS-3510XP from LCOS 4.30 RU3 to LCOS 4.30RU4 and subsequent reboot has been fixed.
- The WPA3 Enterprise configuration is now also possible for a LANCOM LN-630acn dual Wireless.
- If many VLANs are stored for a switch, these are no longer cut off in the switch port configuration.

LANCOM Management Cloud 1.00.182.0 / 13.01.2025

Scheduled events in the LANCOM Management Cloud

The screenshot shows the 'Schedule configuration rollout' page in the LANCOM Management Cloud. The page has a sidebar with navigation options: Dashboard, Networks, Security, Sites, Devices, Add-ons, Project specifications, and Management. The main content area is titled 'Schedule configuration rollout' and includes a description of the scheduling process. Below the description is a table of devices to be rolled out, with columns for Order, Count, Model, and Device type. The table lists four groups of devices: #1 (15 Access Points), #2 (2 Switches), #3 (1 Router), and #4 (1 Firewall). Below the table are 'Expert settings' and a 'Time window' section. The 'Expert settings' section includes options for 'Automatically roll out potentially dependent Central Site devices', 'Start configuration in test mode after roll out (recommended)', and 'Ignore failed devices'. The 'Time window' section includes a note about the valid time window length and a form to select the start and end times. The start time is set to 25.01.2025 10:30 and the end time is set to 25.01.2025 12:30, resulting in a 2 hours 0 minutes time window. At the bottom right, there are 'Discard' and 'Create' buttons.

Order	Count	Model	Device type
#1	15	LX-6402	Access Point
#2	2	GS-4ES0XP	Switch
#3	1	1803VA	Router
#4	1	UF-260	Firewall

Configuration rollouts and firmware updates can now be planned in advance and executed automatically, eliminating the need for active administrator involvement. All that is required is to define the time window and select the respective devices beforehand.

By default, the LANCOM Management Cloud organizes the selected devices by model type and updates them one after the other to ensure smooth operation—from access points and switches to firewalls and routers.

Scheduling new events is simple: In the “Devices” menu, select the desired components in the table, choose the desired action (configuration rollout or firmware update) via the three-dot menu under “Scheduling”, and customize additional details and options for smooth operation.

For a clear overview, the “Scheduled events” button in the device table view provides a complete list of all upcoming and previous updates at a glance.

If you need detailed information on “scheduled events”, please take a look at our [techpaper](#).

You can also look forward to continuous improvements and even more new features in this area. We will keep you updated.

Improvements

- Users can now open projects and sites in new tabs by right-clicking.
- Floor plans can now be displayed in full screen mode in the widget 'Site overview'.
- The list of floor plans in the 'Site overview' widget can now be filtered.
- Improved table of floor plans in the site management section.

Bug fixes

- A problem with the site list in the dashboard when switching between projects has been fixed.
- A problem with the display of an offline secondary device in an HA cluster in the cluster view has been fixed.
- Improved consistency of SSID / Wi-Fi network names containing a space in the add-ins.
- Protocol-based applications for DPS can be created and edited correctly again.
- In the detail configuration, when switching between basic and rollout configuration, the row selection is reset.
- SNMPv3 users can be set correctly in the detail configuration of the GS-3xxx switches.
- DHCPv6 reservations are handled correctly in the LCOS detail configuration.
- The weighting of an access point for ARC 2.0 is taken into account again.

4. History of incompatible API changes

LANCOM Management Cloud 1.00.198/199.0 / 16.12.2025

- Removed POST /cloud-service-auth/actions (ACCOUNT_DELETE and USER_PROFILE_DELETE)
- **New:** POST /cloud-service-auth/user/self/delete
- **New:** POST /cloud-service-auth/accounts/{accountId}/delete
- See release notes for sprint 175 for deprecation note

LANCOM Management Cloud 1.00.178.0 / 29.10.2024

- Removed endpoints (deprecated note June 2022)
 - GET/POST /cloud-service-auth/accounts/{accountId}/custom-fields
 - GET/POST/DELETE /cloud-service-auth/accounts/{accountId}/custom-fields/{fieldId}
 - GET /cloud-service-auth/custom-field-targets
 - GET /cloud-service-auth/custom-field-targets/{targetId}

LANCOM Management Cloud 1.00.175.0 / 20.08.2024

- Deprecated POST /cloud-service-auth/actions (ACCOUNT_DELETE and USER_PROFILE_DELETE)
- **New:** POST /cloud-service-auth/user/self/delete
- **New:** POST /cloud-service-auth/accounts/{accountId}/delete

LANCOM Management Cloud 1.00.168.0 / 26.03.2024

- Deprecated GET /cloud-service-devices/meta/firmware?type=all
- New:** GET /cloud-service-devices/accounts/{accountId}/meta/firmware

5. General advice

Disclaimer

LANCOM Systems GmbH does not take any guarantee and liability for software not developed, manufactured or distributed by LANCOM Systems GmbH, especially not for shareware and other extraneous software.



LANCOM
SYSTEMS

LANCOM Systems GmbH
A Rohde & Schwarz Company
Adenauerstr. 20/B2
52146 Wuerselen | Germany
info@lancom.de | lancom-systems.com

LANCOM, LANCOM Systems, LCOS, LANcommunity, LANCOM Service LANcare, LANCOM Active Radio Control, and AirLancer are registered trademarks. All other names or descriptions used may be trademarks or registered trademarks of their owners. This document contains statements relating to future products and their attributes. LANCOM Systems reserves the right to change these without notice. No liability for technical errors and/or omissions. 02/2026