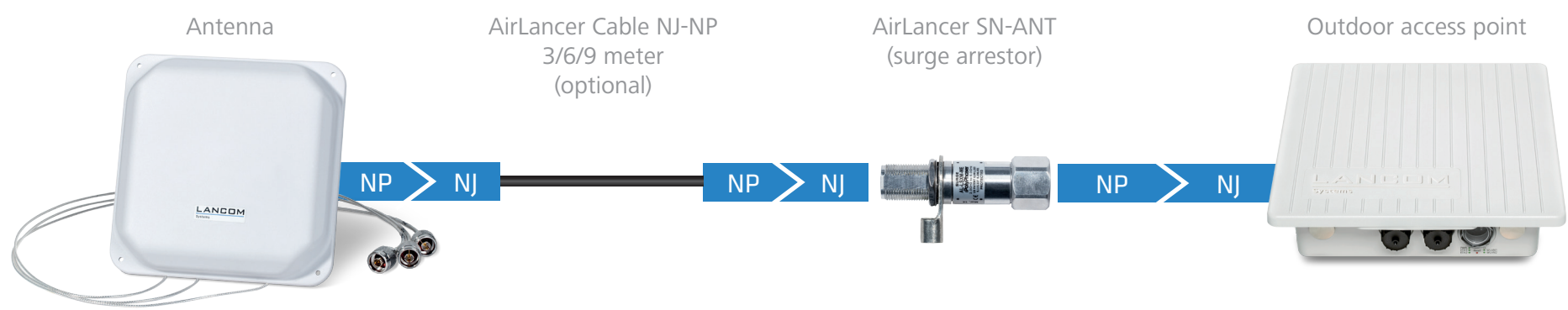








System diagram: Installation LANCOM outdoor antennas to access points

Installation example a) LANCOM ON antenna connected to **outdoor access point**



Installation example b) LANCOM ON antenna connected to **indoor access point**



	ON antenna	O antenna	NJ-NP 3/6/9m
NJ-NP 3/6/9m 	✓	✓	✓
SA-5L 	X	✓	✓
SN-ANT 	✓	X	✓
OAP-3xx/8xx 	✓	NP-NP adapter	✓
IAP/L-xxx 	over AN-RPSMA-NJ	adapter comes with antenna	over AN-RPSMA-NJ



RULE OF THUMB
Everything including an "N" in its name fits together.